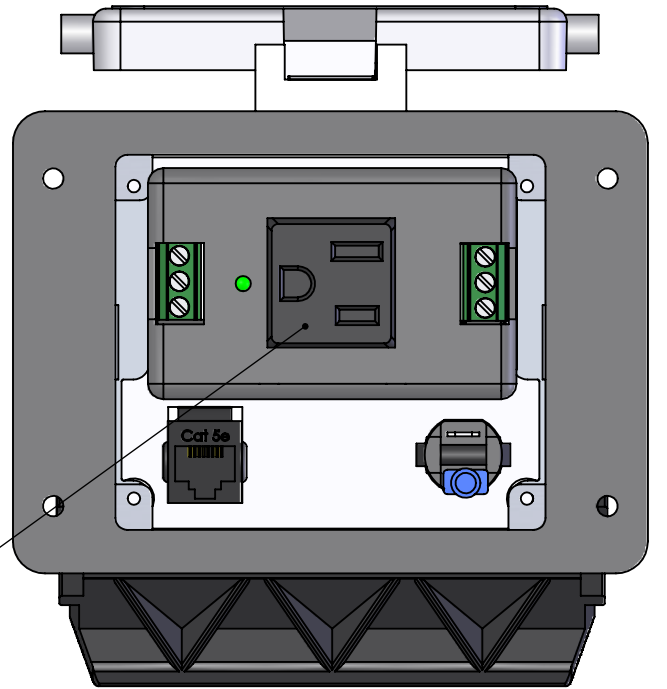
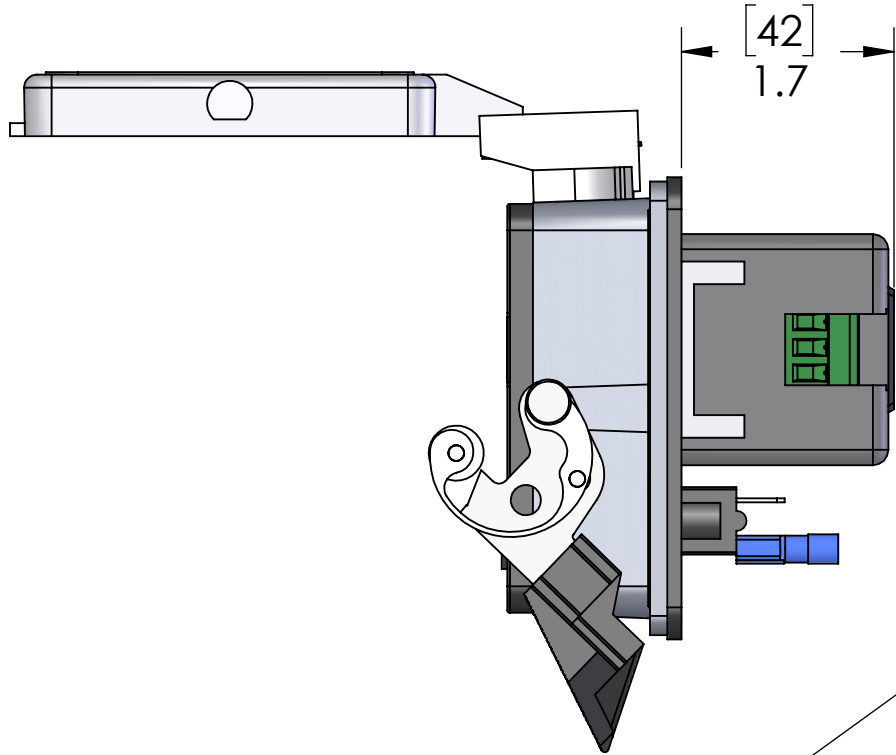
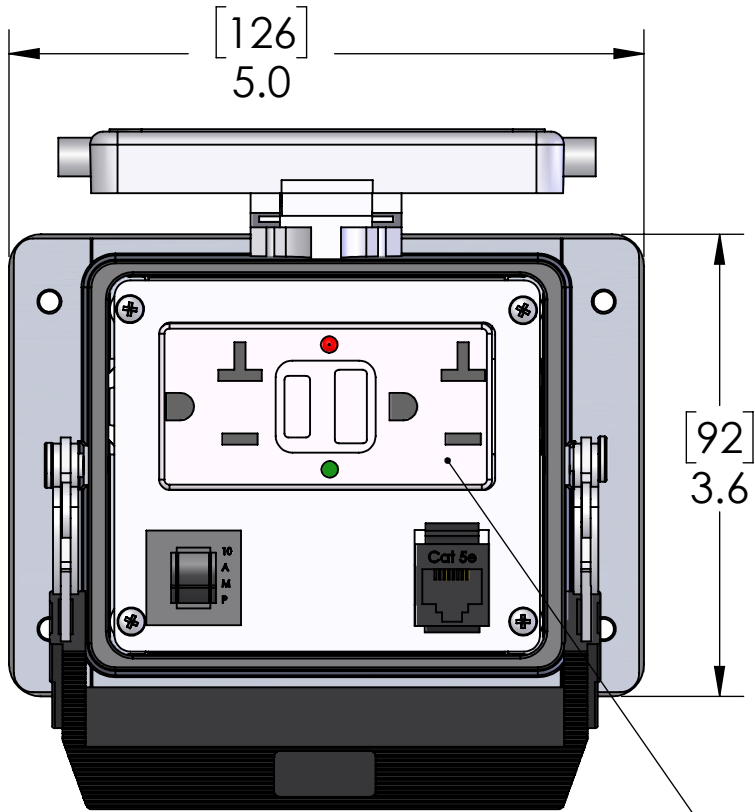


WIRING CHART	WIRING CHART	
INCOMMING POWER	RESET	GFDPT (LINE) TERMINAL BLOCK
FACTORY WIRED	(X)	HOT (X)
BLACK (H)/CRIMP CONNECTOR	(X)	
WHITE (N)		NEUTRAL
GREEN (GND)		GROUND

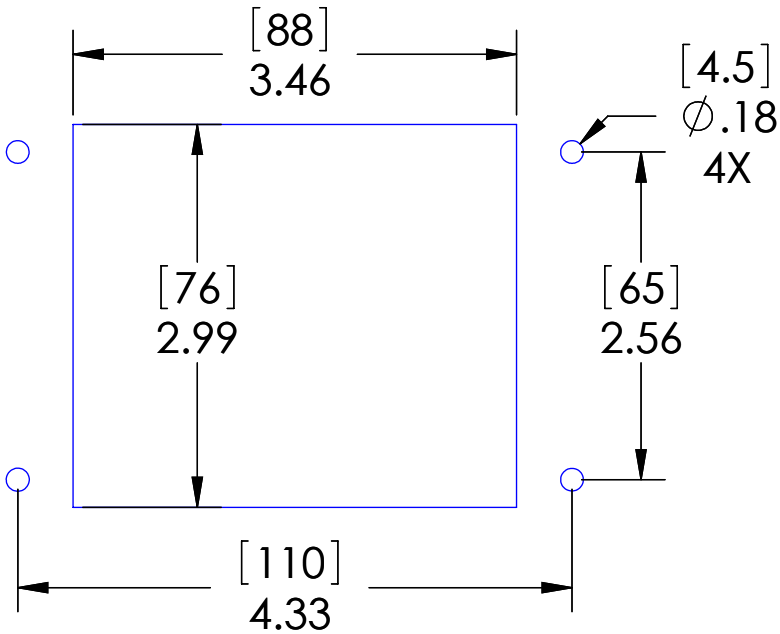


5-20R GFCI SELF-TEST RCPT

5-15R SIMPLEX RCPT.  
IN BACK

These devices shall be mounted on enclosures having adequate strength and thickness and with adequate spacing provided. Seal rating is based on mounting to a surface that is clean, flat and smooth.

PANEL CUTOUT



STANDARD CONFIGURATIONS UNLESS OTHERWISE NOTED		
CONN. TYPE	EXTERIOR	INTERIOR
RJ45	CAT 5 JACK	CAT 5 JACK

MOUNTING KIT ORDERED SEPARATELY CONTAINS  
M4x0.7 SS SCREW, NYLON WASHER,  
SPLIT LOCKWASHER AND M4 NUT  
P/N: D-PIC-MT

HOUSING MATERIALS	
BODY:	EPOXY COATED DIE CAST ALUMINUM
GASKET:	THERMOPLASTIC ELASTOMER
HANDLE:	POLYAMIDE
LEVERS:	STAINLESS STEEL



UNLESS OTHERWISE SPECIFIED:	DRAWN BY	DCG
DIMENSIONS ARE IN INCHES AND [MM]	DRAWN DATE	01/04/2018
	CHECKED BY	ADM
	CHECK DATE	01/08/2018
COMMENTS:		
MATERIAL		
FINISH		
DO NOT SCALE DRAWING		

PIC RATINGS/SPECIFICATIONS	
VOLTS:	125V
AMPS:	10A
SCCR:	10kA
NEMA/UL   EN 60529:	4, 4X, 12   IP65
MOUNTING SCREW SIZE:	M4 (8-32) (304 or 316SS for 4X)
MOUNTING SCREW TORQUE:	1.2~1.8N-m (0.9~1.3 Lb-Ft)
INCOMING POWER WIRE SIZE:	0.5 ~ 4.0 sq mm / 20-12AWG
WIRE STRIP LENGTH:	7 ~ 8 mm

MENCOM CORPORATION

TITLE:  
GF DP1 BM; RJ45; 10A; 32

SIZE	DWG. NO.	REV
B	GFDPT1-RJ45-10R-32	A
SCALE: 2:3	WEIGHT:	SHEET 1 OF 1