



Limit Switch Mounts



For easier setup and future adjustments Install limit switch style devices using these helpful brackets. It's easier to adjust your switch with these brackets instead of modifying your equipment.

Features

- Flexible aiming for most limit switch style devices
- One and two axis adjustment types
- Secure mounting

Benefits

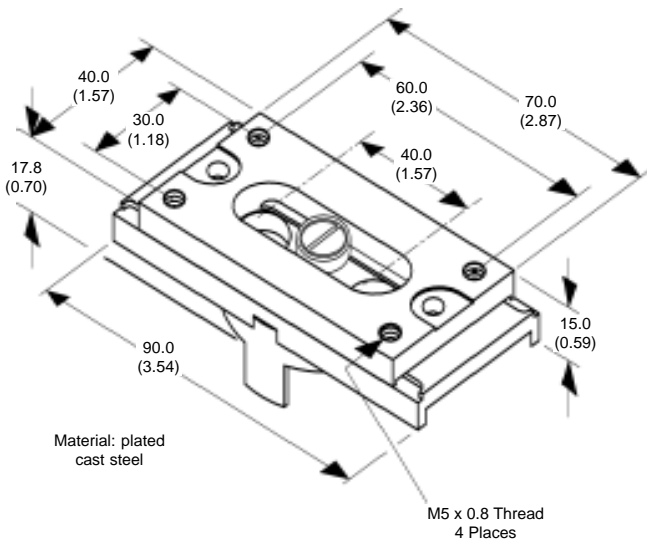
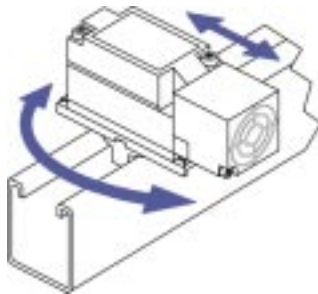
- Allows faster installation and setup
- Accommodate unpredictable/changing target travel
- Change switch position without equipment changes



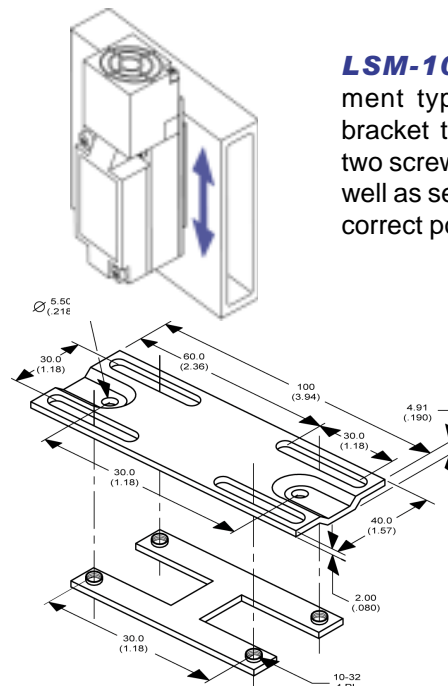
Model No.

LSM-2000

Unistrut® (1-5/8") mounting with two-way adjustment for limit switch style devices. Rotational adjustments must be completed prior to attaching switch. After which, two screws secure and allow for linear adjustments.



LSM-1000 One-way adjustment type. Fasteners secure bracket to equipment and then two screws allow adjustment, as well as securing switch after the correct position is located.



Model No.

LSM-1000

- 1) Dimensions mm(inch).
- 2) Material is aluminum with no finish. 3) Includes required fasteners for securing PLS-1 type switches; two (2) fasteners for limit switch attachment and two (2) 10-32x1/2" fasteners to secure the LSM to your equipment.

Model No.

LSM-1000M

- 1) Material: aluminum with no finish. 2) Includes required fasteners for securing all PLS-M type limit switches; two fasteners for limit switch attachment to mount and two M4-0.8 x 8mm fasteners to secure LSM to equipment.

LSM-1000M One-way adjustment for PLS-M limit switches and other sensors.

